

Introduction to Sequential Logic; Latches

Tom Kelliher, CS 240

Mar. 28, 2012

1 Administrivia

Announcements

First Xilinx assignment; re-scheduled exam.

Assignment

Read 5-3.

From Last Time

Finished VHDL introduction.

Outline

1. Sequential logic.
2. SR latch.
3. D latch.

Coming Up

Flip-flops

2 Sequential Logic

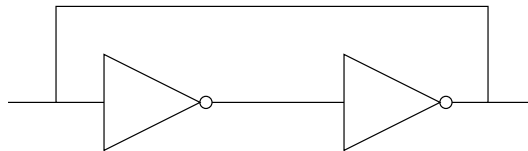
1. Combinational logic is nice but...
2. Sequential logic: introduces notion of memory.
3. Synchronous vs. asynchronous circuits.

There will always be some asynchronous elements in a circuit which interfaces to the real world environment.

4. Clock: frequency, period, edges, duty-cycle.

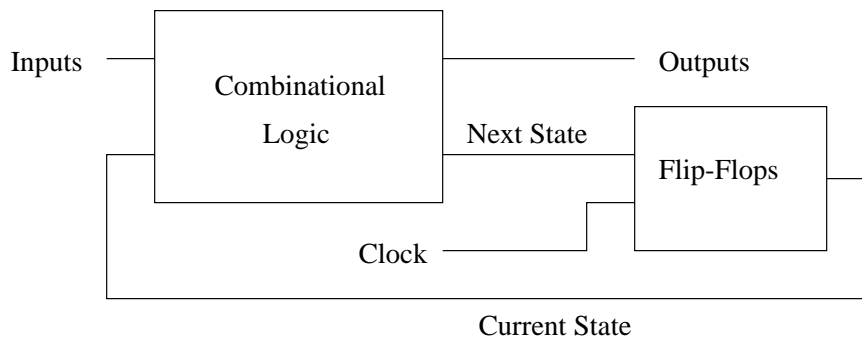
Non-overlapping clocks.

5. How can we achieve memory?



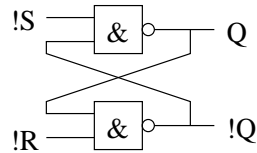
This is the basic idea, to be modified for actual use.

6. General model of a sequential circuit:



3 SR Latch

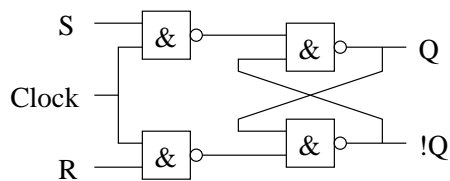
1. Active low inputs.
2. Schematic:



3. Operation: three valid, one invalid input.
4. Asynchronous.

3.1 Clocked SR Latch

1. Schematic:



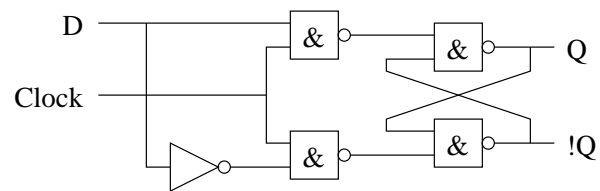
Behavior.

2. Transparent when clock is high.
Latched when clock is low.
3. Problem with use in circuits: double clocking.

A solution: non-overlapping clocks. (Achieved with master-slave flip-flops.)

4 D Latch

1. SR latches inconvenient when storing data from, say, an ALU.
2. D latch stores data directly:



(Think of this as a logic primitive.)