

Transport Level Protocols and UDP

Tom Kelliher, CS 325

Feb. 28, 2011

1 Administrivia

Announcements

Collect assignment.

Assignment

Read 3.4-3.5.

From Last Time

TCP and UDP socket programming.

Outline

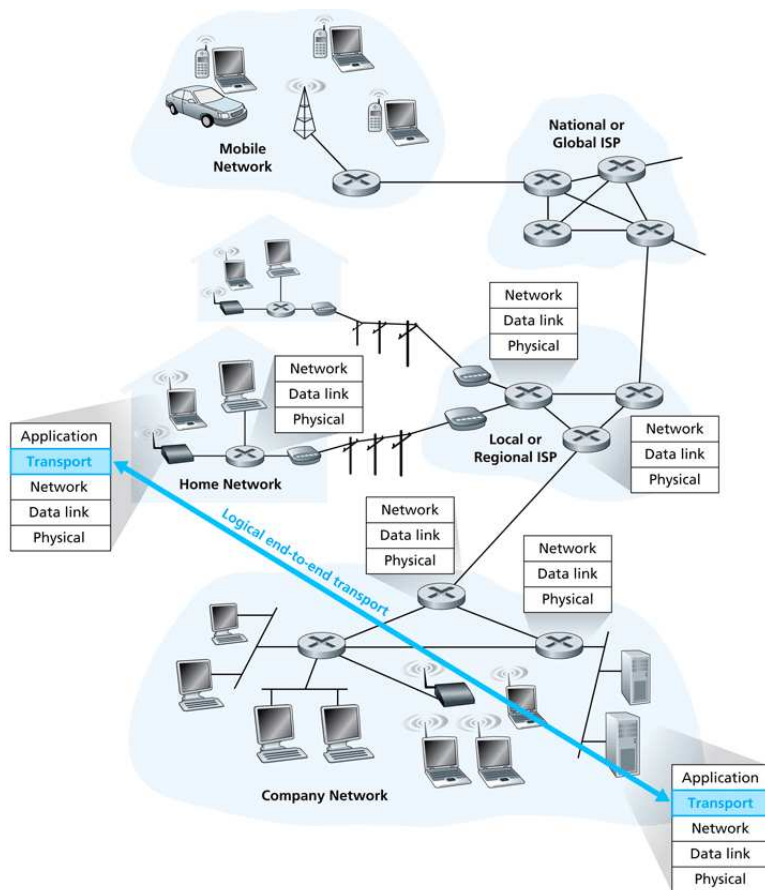
1. Transport level protocols introduction.
2. Multiplexing and demultiplexing.
3. UDP.

Coming Up

Reliable transport services and TCP.

2 Transport Level Protocols Introduction

Transport level protocols provide the illusion of a direct connection between hosts:



Terminology:

1. Segment: TCP.
2. Datagram: UDP and IP.
IP: network-level protocol.

Things to note:

1. Network-level protocols provide host-to-host communications.

USPS analogy — to your *house*.

Only needs IP address.

2. Transport-level protocols provide process-to-process communications.

USPS — To *you*.

3. IP is a best-effort delivery service. No guarantees: dropped, duplicated, mangled datagrams.

4. UDP adds process delivery and data error detection.

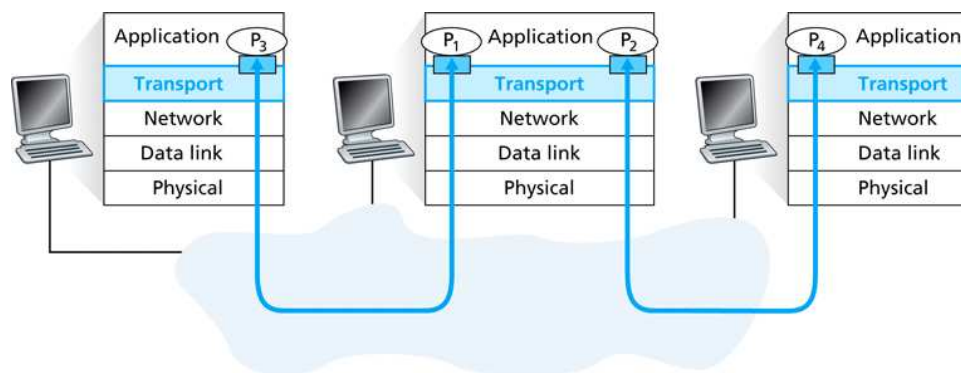
5. TCP adds reliability and congestion control.

3 Multiplexing and Demultiplexing

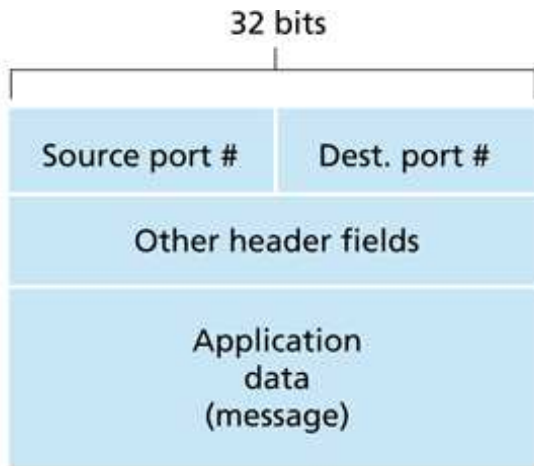
Multiplexing: Taking application data and adding necessary header information to ensure delivery to appropriate process on destination host. Multiple application streams (possibly to same destination host) *multiplexed* into network-level protocol.

Demultiplexing: Using header information to pass application data to correct process.

Illustration:



Use of port numbers to identify sockets:



1. Source port is also part of the “return” address.
2. Servers listen on “well known” port numbers. Clients use “any old” port number.
3. A process creates a socket; the OS then associates I/O on that socket to that process.
4. Only one process can open a socket on a given port, but...

multiple TCP sockets (processes) might be using the same socket — the “main” process and forked children.

5. A UDP socket is identified by an ordered pair: (destination IP address, destination port).

A single process receives all datagrams sent to a given port.

6. A TCP socket is identified by a four-tuple: (source IP address, source port, destination IP address, destination port).

Multiple processes can receive segments sent to a given port.

Example: Two SSH clients (one for Christine, one for Joe) on kingfisher (10.67.1.43) connecting to the SSH server (port 22) on phoenix (10.32.3.39).

7. Linux example of connection status (produced with `netstat -t -p -e -a`):

Active Internet connections (servers and established)

Proto	Recv-Q	Send-Q	Local Address	Foreign Address
State	User	Inode	PID/Program name	
tcp	0	0	*:printer	::*
LISTEN	root	328119	16106/xinetd	
tcp	0	0	*:5252	::*
LISTEN	smmsp	328461	16305/milter-greyl	
tcp	0	0	*:netbios-ssn	::*
LISTEN	root	328886	16491/smbd	
tcp	0	0	localhost.localdomain:783	::*
LISTEN	root	328561	16348/spamd.pid	
tcp	0	0	*:sunrpc	::*
LISTEN	root	327576	15887/portmap	
tcp	0	0	*:10000	::*
LISTEN	root	328048	16085/beremote	
tcp	0	0	*:auth	::*
LISTEN	root	328118	16106/xinetd	
tcp	0	0	phoenix.goucher.edu:domain	::*
LISTEN	named	328000	16055/named	
tcp	0	0	localhost.localdomai:domain	::*
LISTEN	named	327998	16055/named	
tcp	0	0	*:ipp	::*
LISTEN	root	644033	25518/cupsd	
tcp	0	0	*:postgres	::*
LISTEN	postgres	589356	19320/postmaster	
tcp	0	0	*:824	::*
LISTEN	root	327612	15906/rpc.statd	
tcp	0	0	*:smtp	::*
LISTEN	root	328522	16328/sendmail: acc	
tcp	0	0	localhost.localdomain:rndc	::*
LISTEN	named	328003	16055/named	

```

tcp      0      0 localhost.lo:x11-ssh-offset  **
LISTEN   kelliher  433569    32014/0

tcp      0      0 *:xfs                                     **
LISTEN   xfs        328807    16482/xfs

tcp      0      0 *:microsoft-ds                          **
LISTEN   root       328885    16491/smbd

tcp      0      0 phoenix.goucher.edu:5252  bluebird.goucher.edu:54880
ESTABLISHED smmsp    419692    16305/milter-gre yli

tcp      0      0 phoenix.goucher.edu:39161  bluebird.goucher.edu:5252
ESTABLISHED smmsp    433791    16305/milter-gre yli

tcp      0      0 *:5252                                   **
LISTEN   smmsp     328460    16305/milter-gre yli

tcp      0      0 *:http                                   **
LISTEN   root      328689    16417/httpd

tcp      0      0 *:ssh                                    **
LISTEN   root      328027    16077/sshd

tcp      0      0 *:postgres                              **
LISTEN   postgres  589355    19320/postmaster

tcp      0      0 localhost:x11-ssh-offset  **
LISTEN   kelliher  433570    32014/0

tcp      0      0 *:https                                  **
LISTEN   root      328691    16417/httpd

tcp      0      0 *:xfs                                    **
LISTEN   xfs        328806    16482/xfs

tcp      0      0 phoenix.goucher.edu:http  lj511775.crawl.yahoo.:36548
TIME_WAIT root      0      -

tcp      0      0 phoenix.goucher.edu:ssh  bluebird.goucher.edu:46079
ESTABLISHED root      433527    32012/sshd: kellihe

tcp      0      0 phoenix.goucher.edu:http  crawl-8.cuill.com:38700
TIME_WAIT root      0      -

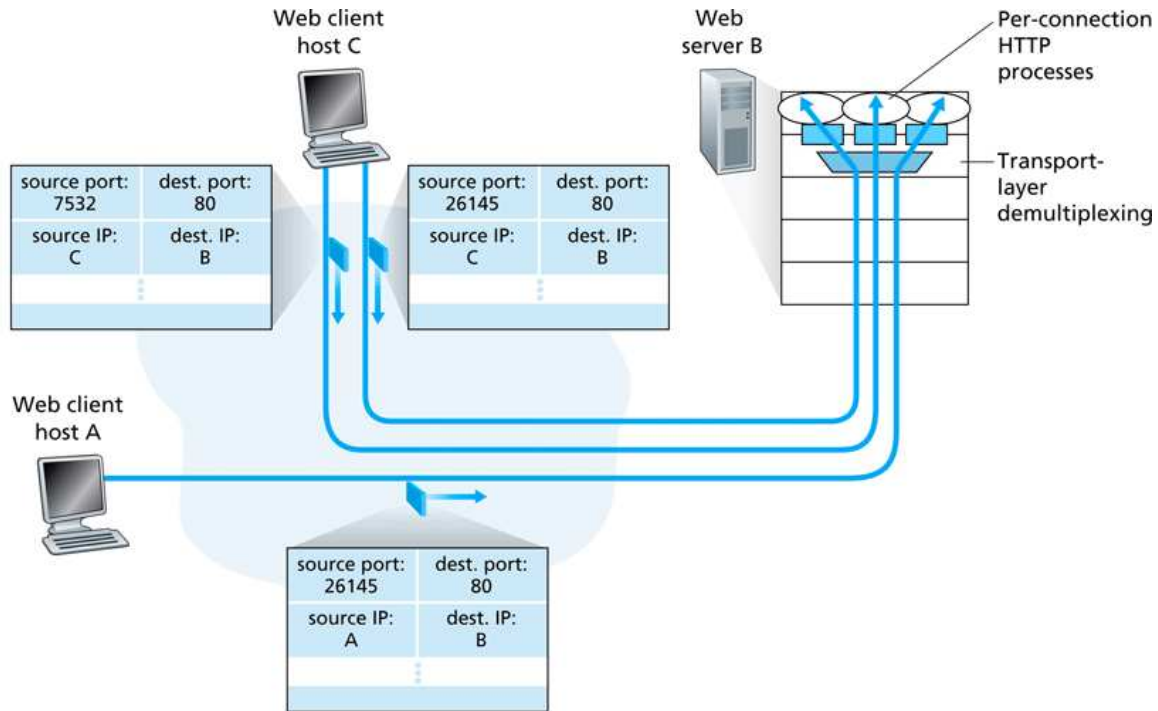
```

```

tcp      0      0 phoenix.goucher.edu:http  crawl-8.cuill.com:49221
TIME_WAIT root    0      -
tcp      0      0 phoenix.goucher.edu:http  ppp-69-218-215-238.dsl:1278
FIN_WAIT2 apache  660717 25594/httpd

```

Connection-oriented demultiplexing:

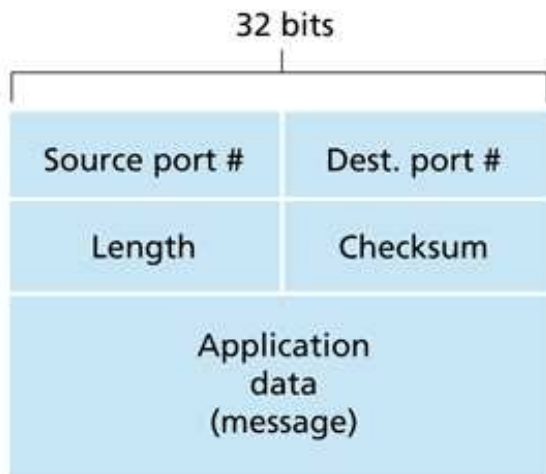


4 UDP

1. Little overhead.
2. No guarantees — application protocols must build in reliability.
3. Reliability not always needed — telephony.
4. Sometimes, getting through is more important: SNMP, DNS, RIP.
5. Sometimes, low overhead in a local networking environment matters most: NFS.

Application	Application-Layer Protocol	Underlying Transport Protocol
Electronic mail	SMTP	TCP
Remote terminal access	Telnet	TCP
Web	HTTP	TCP
File transfer	FTP	TCP
Remote file server	NFS	Typically UDP
Streaming multimedia	typically proprietary	UDP or TCP
Internet telephony	typically proprietary	UDP or TCP
Network management	SNMP	Typically UDP
Routing protocol	RIP	Typically UDP
Name translation	DNS	Typically UDP

UDP datagram format:



1. Header is eight bytes — low overhead.
2. Length is for entire datagram.
3. Checksum is computed over entire datagram and *pseudo-header*.
4. Pseudo-header fields:
 - (a) Source and Destination IP address.

(b) IP protocol field.

Double-check that IP didn't route datagram to wrong host or transport-level protocol.

5. Importance of end-to-end checks: even if all links perform error checking, errors can and have been introduced in routers. Some link-level protocols (SLIP) do not perform error checking.

Open UDP sockets on phoenix:

```
Active Internet connections (servers and established)
Proto Recv-Q Send-Q Local Address           Foreign Address
State      User          Inode      PID/Program name
udp        0           0 *:who                   **
root       328156       16132/rwhod
udp        0           0 *:syslog                **
root       327536       15859/syslogd
udp        0           0 phoenix.gouc:netbios-ns **
root       328833       16495/nmbd
udp        0           0 *:netbios-ns           **
root       328828       16495/nmbd
udp        0           0 phoenix.gou:netbios-dgm **
root       328834       16495/nmbd
udp        0           0 *:netbios-dgm          **
root       328829       16495/nmbd
udp        0           0 *:xdmcp                 **
root       329172       16578/gdm-binary
udp        0           0 *:818                   **
root       327602       15906/rpc.statd
udp        0           0 phoenix.goucher.edu:domain **
named     327999       16055/named
udp        0           0 localhost.locald:domain **
named     327997       16055/named
```

```

udp      0      0 *:821          ***
root     327609  15906/rpc.statd

udp      0      0 *:38749       ***
named    328001  16055/named

udp      0      0 *:sunrpc      ***
root     327575  15887/portmap

udp      0      0 localhost.localdomain:44528 localhost.localdomain:44528
ESTABLISHED postgres  589363  19320/postmaster

udp      0      0 *:ipp         ***
root     644034  25518/cupsd

udp      0      0 phoenix.goucher.edu:ntp ***
root     328166  16123/ntpd

udp      0      0 localhost.localdomain:ntp ***
root     328165  16123/ntpd

udp      0      0 *:ntp        ***
root     328163  16123/ntpd

udp      0      0 *:38750      ***
named    328002  16055/named

udp      0      0 *:ntp        ***
root     328164  16123/ntpd

```